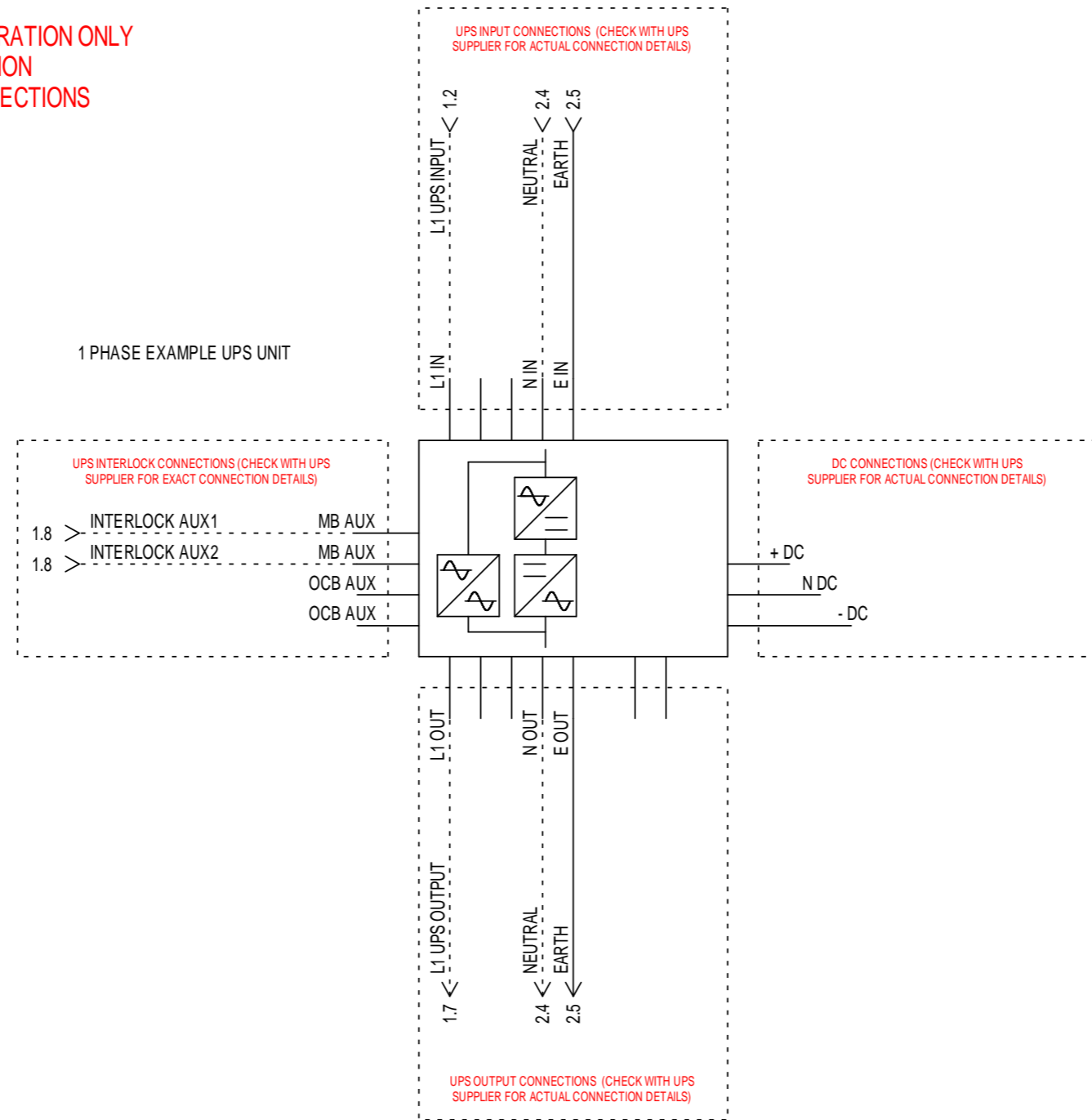


NOTES:

- 1) PRODUCT MUST BE INSTALLED IN COMPLIANCE WITH ALL NATIONAL AND LOCAL ELECTRICAL REGULATIONS
- 2) PLEASE REFER TO UPS PRODUCT MANUALS FOR ADDITIONAL INFORMATION
- 3) ALL DIMENSIONS IN MM UNLESS OTHERWISE SPECIFIED
- 4) 4 - CORE SHIELDED SIGNAL CABLE MUST BE RUN FROM EMBS TO EACH UPS UNIT
- 5) ALL DASHED LINES EXTERNAL TO BYPASS PANEL

PRODUCT REF:	RB1-EMBS-125-1P-MCB	REV NO:	1
DOCUMENT NUMBER:	RBECAD00109	CREATION DATE:	29/04/2016
PAGE DESCRIPTION:	MAIN SWITCH'S	REV DATE:	26/05/2016
PROJECT NO:	SUBMITTAL DRAWING	DRAWN BY:	R BARNES
PAGE TEMPLATE REF:	RBQS00075REV2	CHECKED BY:	M BRADLEY
PRODUCT WEIGHT:	20KG	SHEET NUMBER:	1 OF 5

EXAMPLE UPS UNIT CONNECTION DIAGRAM FOR ILLUSTRATION ONLY
 CHECK WITH UPS UNIT SUPPLIER FOR EXACT CONNECTION
 CONFIGURATION FOR THE AC, DC AND AUXILLARY CONNECTIONS



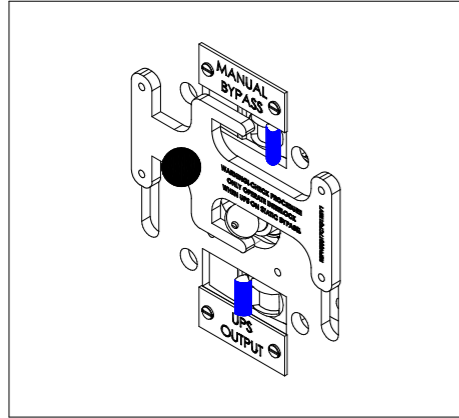
NOTES:

- 1) PRODUCT MUST BE INSTALLED IN COMPLIANCE WITH ALL NATIONAL AND LOCAL ELECTRICAL REGULATIONS
- 2) PLEASE REFER TO UPS PRODUCT MANUALS FOR ADDITIONAL INFORMATION
- 3) ALL DIMENSIONS IN MM UNLESS OTHERWISE SPECIFIED
- 4) 4 - CORE SHIELDED SIGNAL CABLE MUST BE RUN FROM EMBS TO EACH UPS UNIT
- 5) ALL DASHED LINES EXTERNAL TO BYPASS PANEL

PRODUCT REF:	RB1-EMBS-125-1P-MCB	REV NO:	1
DOCUMENT NUMBER:	RBECAD00109	CREATION DATE:	25/05/2016
PAGE DESCRIPTION:	UPS UNIT	REV DATE:	26/05/2016
PROJECT NO:	SUBMITTAL DRAWING	DRAWN BY:	R BARNES
PAGE TEMPLATE REF:	RBQS00078REV2	CHECKED BY:	M BRADLEY
PRODUCT WEIGHT:	20KG	SHEET NUMBER:	2 OF 5

DO NOT USE THIS PROCEDURE IF THE MAINS IS NOT AVAILABLE. IF IN ANY DOUBT CONTACT YOUR UPS SERVICE PROVIDER.

STEP A (NORMAL POSITION)



MANUAL BYPASS:
-IN THE OFF POSITION

INTERLOCK KEY :
-INSERTED + TURNED CLOCKWISE

UPS OUTPUT:
-IN THE ON POSITION

UPS UNIT:
-ONLINE - LOAD ON UPS

STEP B

REFER TO UPS USER MANUAL TO SWITCH THE UPS UNIT (OR UNITS) TO STATIC BYPASS

ONCE UPS UNIT (OR UNITS) ARE IN STATIC BYPASS CONTINUE THE SWITCHING SEQUENCE

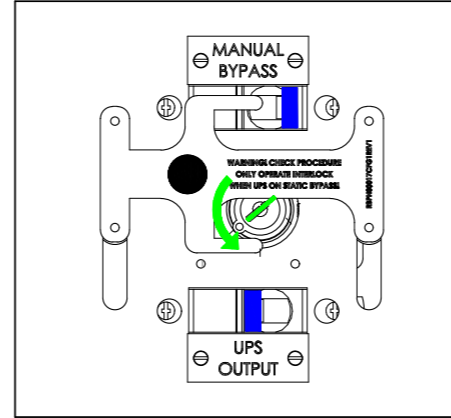
MANUAL BYPASS:
-IN THE OFF POSITION

INTERLOCK KEY :
-INSERTED + TURNED CLOCKWISE

UPS OUTPUT:
-IN THE ON POSITION

UPS UNIT:
-STATIC BYPASS - LOAD ON MAINS

STEP C



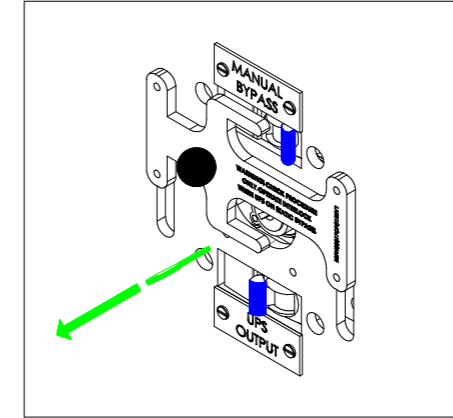
MANUAL BYPASS:
-IN THE OFF POSITION

INTERLOCK KEY :
-INSERTED + TURNED ANTI-CLOCKWISE

UPS OUTPUT:
-IN THE ON POSITION

UPS UNIT:
-STATIC BYPASS - LOAD ON MAINS

STEP D



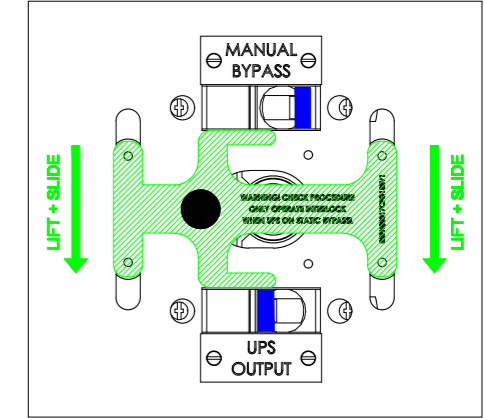
MANUAL BYPASS:
-IN THE OFF POSITION

INTERLOCK KEY :
-REMOVED

UPS OUTPUT:
-IN THE ON POSITION

UPS UNIT:
-STATIC BYPASS - LOAD ON MAINS

STEP E



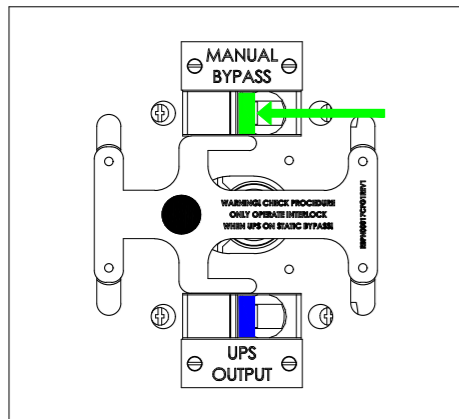
MANUAL BYPASS:
-IN THE OFF POSITION

INTERLOCK KEY :
-REMOVED

UPS OUTPUT:
-IN THE ON POSITION

UPS UNIT:
-STATIC BYPASS - LOAD ON MAINS

STEP F



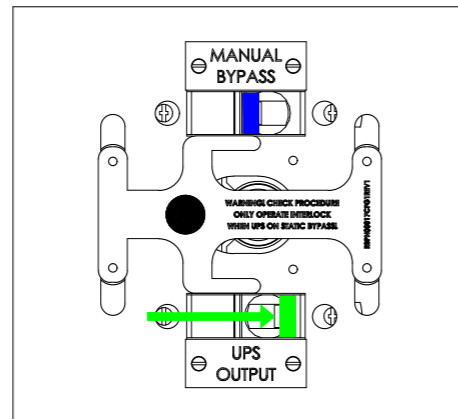
MANUAL BYPASS:
-IN THE ON POSITION

INTERLOCK KEY :
-REMOVED

UPS OUTPUT:
-IN THE ON POSITION

UPS UNIT:
-STATIC BYPASS - LOAD ON MAINS

STEP G



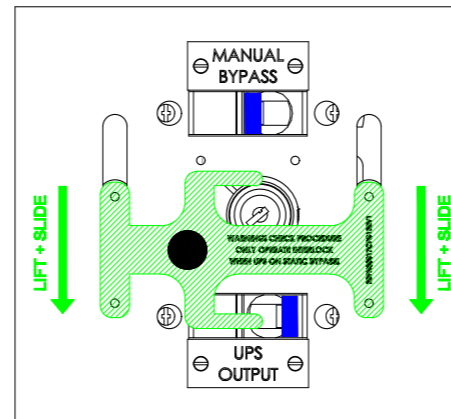
MANUAL BYPASS:
-IN THE ON POSITION

INTERLOCK KEY :
-REMOVED

UPS OUTPUT:
-IN THE OFF POSITION

UPS UNIT:
-STATIC BYPASS - LOAD ON MAINS

STEP H



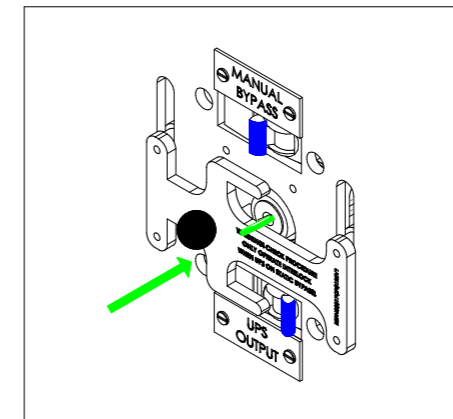
MANUAL BYPASS:
-IN THE ON POSITION

INTERLOCK KEY :
-REMOVED

UPS OUTPUT:
-IN THE OFF POSITION

UPS UNIT:
-STATIC BYPASS - LOAD ON MAINS

STEP I



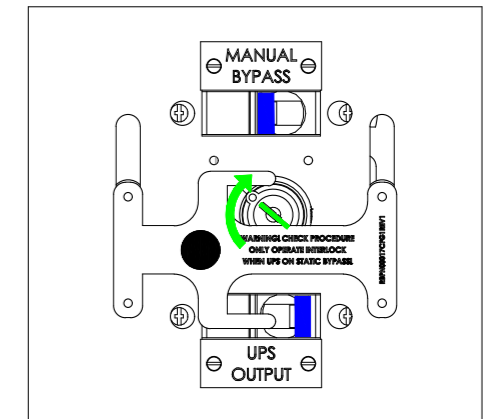
MANUAL BYPASS:
-IN THE ON POSITION

INTERLOCK KEY :
-INSERTED + TURNED ANTI-CLOCKWISE

UPS OUTPUT:
-IN THE OFF POSITION

UPS UNIT:
-STATIC BYPASS - LOAD ON MAINS

STEP J



MANUAL BYPASS:
-IN THE ON POSITION

INTERLOCK KEY :
-INSERTED + TURNED CLOCKWISE

UPS OUTPUT:
-IN THE OFF POSITION

UPS UNIT:
-INVERTER RUNNING - LOAD ON MAINS

NOTES:

- 1) PRODUCT MUST BE INSTALLED IN COMPLIANCE WITH ALL NATIONAL AND LOCAL ELECTRICAL REGULATIONS
- 2) PLEASE REFER TO UPS PRODUCT MANUALS FOR ADDITIONAL INFORMATION
- 3) ALL DIMENSIONS IN MM UNLESS OTHERWISE SPECIFIED
- 4) 4 - CORE SHIELDED SIGNAL CABLE MUST BE RUN FROM EMBS TO EACH UPS UNIT
- 5) ALL DASHED LINES EXTERNAL TO BYPASS PANEL

PRODUCT REF:

RB1-EMBS-125-1P-MCB

DOCUMENT NUMBER:

RBECAD00109

PAGE DESCRIPTION:

INTERLOCK OPERATION PAGE 1

PROJECT NO:

SUBMITTAL DRAWING

PAGE TEMPLATE REF:

RBQS00078REV2

PRODUCT WEIGHT:

20KG

REV NO:

1

CREATION DATE:

29/04/2016

REV DATE:

26/05/2016

DRAWN BY:

R BARNES

CHECKED BY:

M BRADLEY

SHEET NUMBER:

3 OF 5

DO NOT USE THIS PROCEDURE IF THE MAINS IS NOT AVAILABLE. IF IN ANY DOUBT CONTACT YOUR UPS SERVICE PROVIDER.

STEP K (ON BYPASS POSITION)

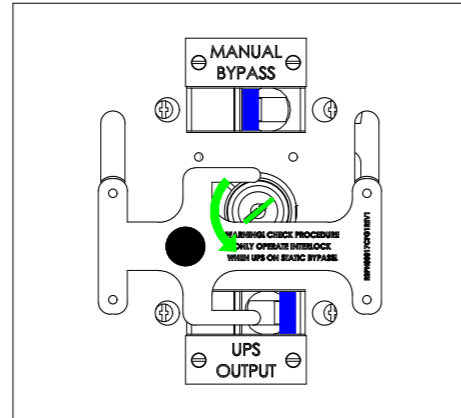
THIS PROCEDURE ASSUMES:
 ALL SWITCHS ON THE EMBS AND ON THE UPS UNIT SHOULD STILL BE AS PER STEP J ON THE PREVIOUS PAGE PRIOR TO PROCEEDING

THE UPS UNIT SHOULD BE IN STATIC BYPASS AND SHOULD BE READY TO ACCEPT THE SYSTEM LOAD

IF IN ANY DOUBT CONTACT YOUR UPS SYSTEM SERVICE PROVIDER BEFORE PROCEEDING

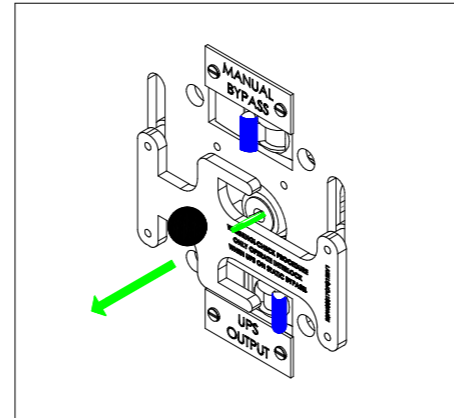
- MANUAL BYPASS:
-IN THE ON POSITION
- INTERLOCK KEY :
-INSERTED + TURNED CLOCKWISE
- UPS OUTPUT:
-IN THE OFF POSITION
- UPS UNIT:
-INVERTER RUNNING - LOAD ON MAINS

STEP L



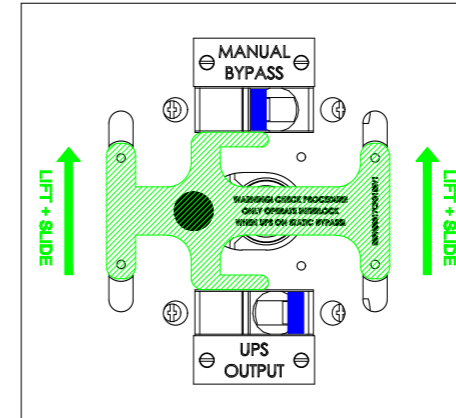
- MANUAL BYPASS:
-IN THE ON POSITION
- INTERLOCK KEY :
-INSERTED + TURNED ANTI-CLOCKWISE
- UPS OUTPUT:
-IN THE OFF POSITION
- UPS UNIT:
-STATIC BYPASS - LOAD ON MAINS

STEP M



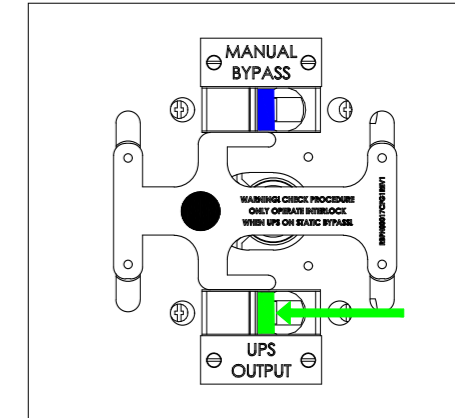
- MANUAL BYPASS:
-IN THE ON POSITION
- INTERLOCK KEY :
-REMOVED
- UPS OUTPUT:
-IN THE OFF POSITION
- UPS UNIT:
-STATIC BYPASS - LOAD ON MAINS

STEP N



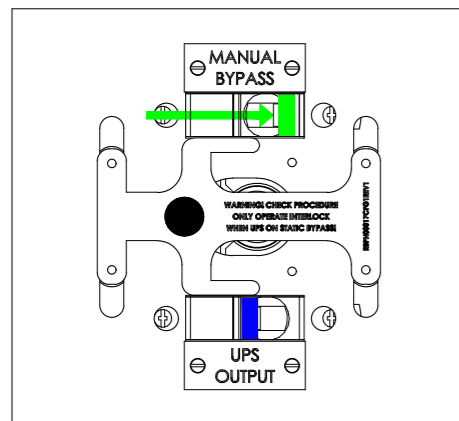
- MANUAL BYPASS:
-IN THE ON POSITION
- INTERLOCK KEY :
-REMOVED
- UPS OUTPUT:
-IN THE OFF POSITION
- UPS UNIT:
-STATIC BYPASS - LOAD ON MAINS

STEP O



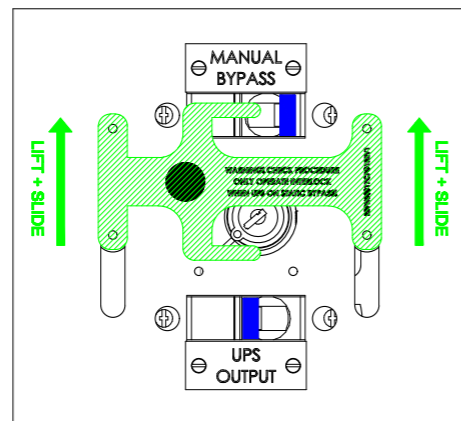
- MANUAL BYPASS:
-IN THE ON POSITION
- INTERLOCK KEY :
-REMOVED
- UPS OUTPUT:
-IN THE ON POSITION
- UPS UNIT:
-STATIC BYPASS - LOAD ON MAINS

STEP P



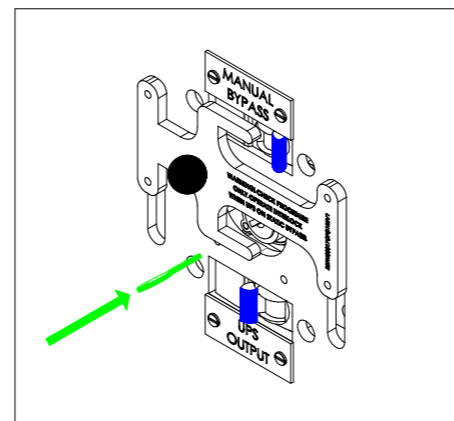
- MANUAL BYPASS:
-IN THE OFF POSITION
- INTERLOCK KEY :
-REMOVED
- UPS OUTPUT:
-IN THE ON POSITION
- UPS UNIT:
-STATIC BYPASS - LOAD ON MAINS

STEP Q



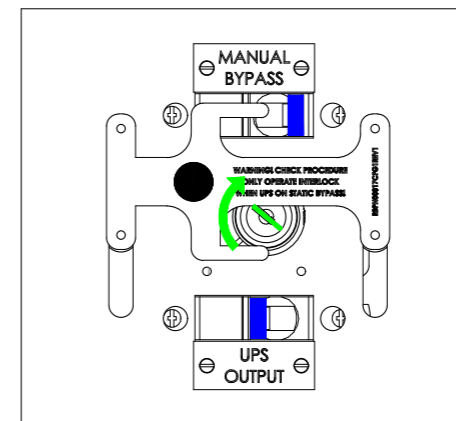
- MANUAL BYPASS:
-IN THE OFF POSITION
- INTERLOCK KEY :
-REMOVED
- UPS OUTPUT:
-IN THE ON POSITION
- UPS UNIT:
-STATIC BYPASS - LOAD ON MAINS

STEP R



- MANUAL BYPASS:
-IN THE OFF POSITION
- INTERLOCK KEY :
-INSERTED + TURNED ANTI-CLOCKWISE
- UPS OUTPUT:
-IN THE ON POSITION
- UPS UNIT:
-STATIC BYPASS - LOAD ON MAINS

STEP S



- MANUAL BYPASS:
-IN THE ON POSITION
- INTERLOCK KEY :
-INSERTED + TURNED CLOCKWISE
- UPS OUTPUT:
-IN THE OFF POSITION
- UPS UNIT:
-STATIC BYPASS - LOAD ON MAINS

STEP T

REFER TO UPS USER MANUAL TO SWITCH THE UPS UNIT (OR UNITS) TO ONLINE MODE

ONCE UPS UNIT (OR UNITS) ARE ONLINE THE SEQUENCE IS COMPLETE AND THE LOAD IS NOW BACKED UP BY UPS

IF IN ANY DOUBT CONTACT YOUR UPS SERVICE PROVIDER

- MANUAL BYPASS:
-IN THE OFF POSITION
- INTERLOCK KEY :
-INSERTED + TURNED CLOCKWISE
- UPS OUTPUT:
-IN THE ON POSITION
- UPS UNIT:
-ONLINE - LOAD ON UPS

NOTES:

- 1) PRODUCT MUST BE INSTALLED IN COMPLIANCE WITH ALL NATIONAL AND LOCAL ELECTRICAL REGULATIONS
- 2) PLEASE REFER TO UPS PRODUCT MANUALS FOR ADDITIONAL INFORMATION
- 3) ALL DIMENSIONS IN MM UNLESS OTHERWISE SPECIFIED
- 4) 4 - CORE SHIELDED SIGNAL CABLE MUST BE RUN FROM EMBS TO EACH UPS UNIT
- 5) ALL DASHED LINES EXTERNAL TO BYPASS PANEL

PRODUCT REF:

- DOCUMENT NUMBER:
- PAGE DESCRIPTION:
- PROJECT NO:
- PAGE TEMPLATE REF:
- PRODUCT WEIGHT:

RB1-EMBS-125-1P-MCB
 RBECAD00109
 INTERLOCK OPERATION PAGE 2
 SUBMITTAL DRAWING
 RBQS00078REV2
 20KG

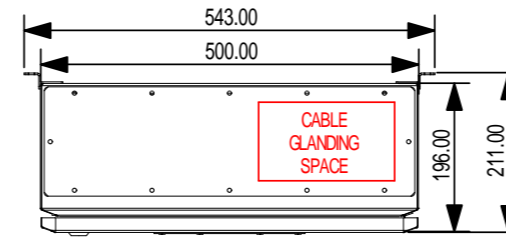
REV NO:

- CREATION DATE:
- REV DATE:
- DRAWN BY:
- CHECKED BY:
- SHEET NUMBER:

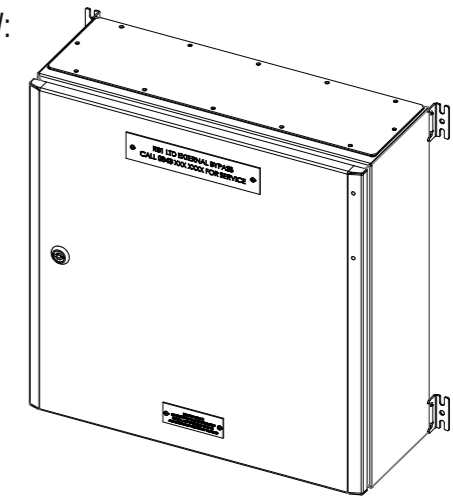
1
 29/04/2016
 26/05/2016
 R BARNES
 M BRADLEY
 4 OF 5

MECHANICAL LAYOUT


TOP VIEW:



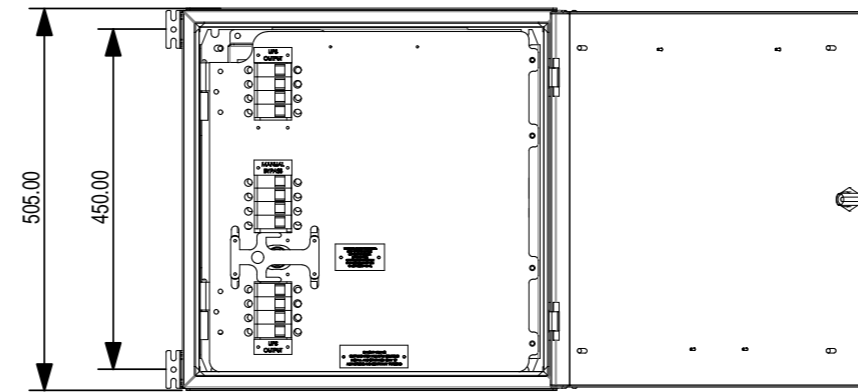
ISO VIEW:



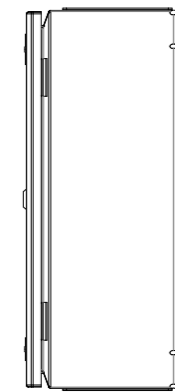
LEFT VIEW:



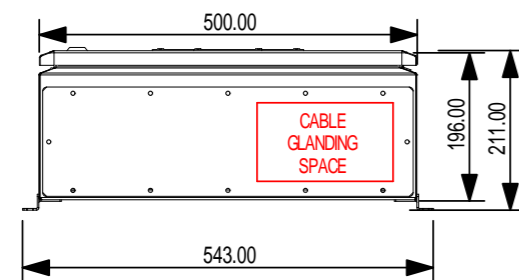
FRONT VIEW:



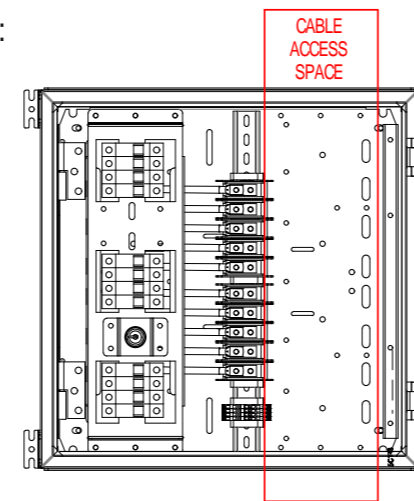
RIGHT VIEW:



BOTTOM VIEW:



INTERNAL TERMINAL VIEW:



TERMINATION DETAILS:

- MAINS INPUT: 6MM STUD (ACCESS TOP/BOTTOM)
- LOAD OUTPUT: 6MM STUD (ACCESS TOP/BOTTOM)
- NEUTRAL: 6MM STUD (ACCESS TOP/BOTTOM)
- EARTH: 6MM STUD (ACCESS TOP/BOTTOM)
- UPS IN/OUT: DIRECT TO DEVICE (ACCESS TOP/BOTTOM)

NOTES:

- 1) PRODUCT MUST BE INSTALLED IN COMPLIANCE WITH ALL NATIONAL AND LOCAL ELECTRICAL REGULATIONS
- 2) PLEASE REFER TO UPS PRODUCT MANUALS FOR ADDITIONAL INFORMATION
- 3) ALL DIMENSIONS IN MM UNLESS OTHERWISE SPECIFIED
- 4) 4 - CORE SHIELDED SIGNAL CABLE MUST BE RUN FROM EMBS TO EACH UPS UNIT
- 5) ALL DASHED LINES EXTERNAL TO BYPASS PANEL

PRODUCT REF:	RB1-EMBS-125-1P-MCB	REV NO:	1
DOCUMENT NUMBER:	RBECAD00109	CREATION DATE:	29/04/2016
PAGE DESCRIPTION:	MECHANICAL LAYOUT	REV DATE:	26/05/2016
PROJECT NO:	SUBMITTAL DRAWING	DRAWN BY:	R BARNES
PAGE TEMPLATE REF:	RBQS00078REV2	CHECKED BY:	M BRADLEY
PRODUCT WEIGHT:	20KG	SHEET NUMBER:	5 OF 5